


# Cutting Guide for 6 Cards

Sheet	Colour	Cutting Measurements	What For
A	Whisper White	1. Cut in half at 5 1/2"	<ul style="list-style-type: none"> <li>• 2 Card Bases</li> </ul>
B	Whisper White	2. Cut in half at 5 1/2"	<ul style="list-style-type: none"> <li>• 2 Card Bases</li> </ul>
C	Whisper White	3. Cut at 4" 4. Cut at 4" 5. Cut at 3" 6. Cut at 3" 7. Cut at 3" 8. Cut at 3" 9. Cut at 3" 10. Cut at 3"	<ul style="list-style-type: none"> <li>• 8 Pieces to stamp on</li> <li>• 1 strip to stamp on</li> </ul>
D	Blueberry Bushel	11. Cut at 4" 12. Cut at 4" 13. Cut at 3" 14. Cut at 3" 15. Cut at 3"	<ul style="list-style-type: none"> <li>• 1 card base</li> <li>• 4 layers</li> <li>• 1 strip as accent</li> </ul>
E	Highland Heather	16. Cut at 4" 17. Cut at 4" 18. Cut at 3" 19. Cut at 3" 20. Cut at 3"	<ul style="list-style-type: none"> <li>• 1 card base</li> <li>• 4 layers</li> <li>• 1 strip as accent</li> </ul>

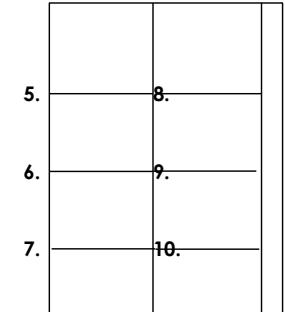
Sheet A




Sheet B



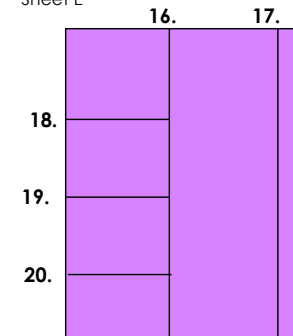
Sheet C



Sheet D



Sheet E



Watch the video at: <https://youtu.be/gSVpmeQIDRY>